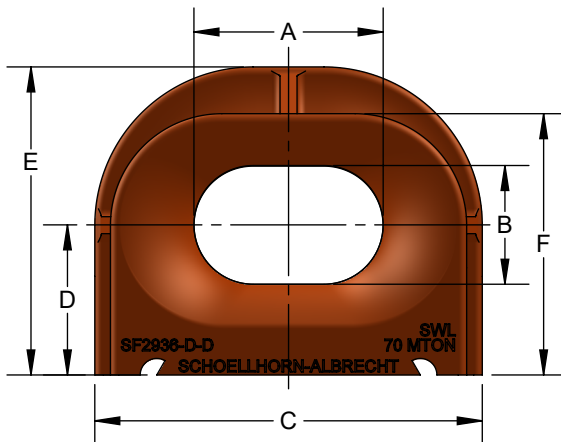
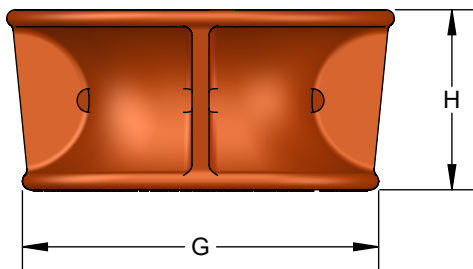



Chocks

Chocks, Deck Mount, Cast Steel

- Chocks made to ASTM F2936-12
- Standard Material to be A27, Gr. 60-30
- Custom Coatings Available
- Custom Materials Available



Model No.	Safe Working Load (mt) *	Rope Dia. (mm) **	A	B	C	D	E	F	G	H
SF2936-D-A	23	18	9 ⁷ / ₈	7 ⁷ / ₈	19 ¹ / ₄	8 ¹ / ₄	16 ¹³ / ₁₆	14 ¹ / ₂	17 ⁷ / ₈	8 ¹ / ₂
SF2936-D-B	40	24	11 ¹³ / ₁₆	9 ⁷ / ₈	24 ¹ / ₄	10 ¹ / ₂	21 ⁵ / ₈	19	22 ¹ / ₄	11 ¹ / ₄
SF2936-D-C	56	28	13 ³ / ₄	9 ⁷ / ₈	28 ¹ / ₄	11 ¹ / ₂	23 ⁵ / ₈	20 ⁵ / ₈	26	13 ¹ / ₈
SF2936-D-D	70	32	15 ³ / ₄	9 ⁷ / ₈	32 ¹ / ₄	12 ¹ / ₂	25 ⁵ / ₈	21 ³ / ₄	29 ⁵ / ₈	15
SF2936-D-E	72	32	17 ³ / ₄	9 ⁷ / ₈	34 ¹ / ₄	12 ¹ / ₂	25 ⁵ / ₈	21 ³ / ₄	31 ⁵ / ₈	15
SF2936-D-F	78	32	19 ¹¹ / ₁₆	9 ⁷ / ₈	36 ¹ / ₄	12 ¹ / ₂	25 ⁵ / ₈	21 ³ / ₄	33 ⁵ / ₈	15
SF2936-D-G	90	36	15 ³ / ₄	9 ⁷ / ₈	34 ¹ / ₄	13 ¹ / ₂	27 ⁵ / ₈	24	31 ³ / ₈	16 ⁷ / ₈
SF2936-D-H	93	36	17 ³ / ₄	9 ⁷ / ₈	36 ¹ / ₄	13 ¹ / ₂	27 ⁵ / ₈	24	33 ³ / ₈	16 ⁷ / ₈
SF2936-D-I	95	36	19 ¹¹ / ₁₆	9 ⁷ / ₈	38 ¹ / ₄	13 ¹ / ₂	27 ⁵ / ₈	24	35 ¹ / ₄	16 ⁷ / ₈
SF2936-D-J	91	36	19 ¹¹ / ₁₆	15 ³ / ₄	38 ¹ / ₄	16 ³ / ₈	33 ¹ / ₂	29 ⁷ / ₈	35 ¹ / ₄	16 ⁷ / ₈
SF2936-D-K	117	44	19 ¹¹ / ₁₆	9 ⁷ / ₈	42	15 ³ / ₈	31 ¹ / ₂	26 ¹ / ₂	39 ³ / ₈	20 ⁵ / ₈
SF2936-D-L	118	44	19 ¹¹ / ₁₆	15 ³ / ₄	42	18 ¹ / ₄	37 ³ / ₈	32 ¹ / ₂	39 ³ / ₈	20 ⁵ / ₈
SF2936-D-M	144	44	19 ¹¹ / ₁₆	9 ⁷ / ₈	42 ¹ / ₄	15 ³ / ₈	31 ¹ / ₂	26 ³ / ₄	39 ³ / ₈	20 ⁵ / ₈
SF2936-D-N	141	44	19 ¹¹ / ₁₆	15 ³ / ₄	42 ¹ / ₄	18 ¹ / ₄	37 ³ / ₈	32 ⁵ / ₈	39 ³ / ₈	20 ⁵ / ₈

* Safe Working Load (SWL) shown in the table are for reference only. "SWL" may be adjusted depending on the actual loading conditions, and the actual marking is to be per the agreement between the user and the manufacturer.

** Rope diameter (Recommend) is only for reference based on bending ratio of rope through the chock is 12 times

All dimensions are subject to change.

